

Application for Residential Building Permit

173 E Ash St.
Pottsville, AR
479-968-3029

Contractor Information:

Date: _____

Name: _____ Address: _____

State License Number: _____ Phone Number: _____

*A copy of the license is required before permit is issued.

LicenseType: _____ Limits: _____

Hereby make application for a permit to: Construct: _____ Remodel: _____ Addition: _____

Type of Construction: House: _____ Shop: _____

Construction Site Address: _____ Property Owner: _____

Dimensions: Length: _____ ft. Width: _____ ft. Height of Walls: _____ ft.

Foundations: Monolithic Slab: _____ Footing & Block: _____ Floor: Concrete: _____ Wood: _____

Exterior Walls: Brick: _____ Masonry: _____ Wood: _____ Metal: _____

Roof: Built-up: _____ Wood Shake: _____ Comp. Shingles: _____ Metal: _____

Interior Finish: Sheet Rock: _____ Paneling: _____ Number of Stories: _____

Distance to Property Lines: North _____ ft. South _____ ft. East _____ ft. West _____ ft.

Construction to commence on: _____

*If construction hasn't commenced within 6 months of this permit a resubmittal is required.

Sewer: _____ Septic: _____ Acreage: _____ Perc Test: _____

Estimated Cost of Construction Based on Materials & Labor: _____

Permit Fee: \$ _____ Receipt No. _____

If permit is granted, I hereby agree to erect said building according to the above plans and specifications and to complete all work in accordance with standard building codes. Also, the contractor will provide a dumpster or appropriate container on site. This dumpster/container shall be large enough to accommodate all trash from worksite/project. The contractor shall ensure its agent or sub-contractor shall put all trash in dumpster.

Signed: _____ Date: _____

The Building Inspector of the City of Pottsville, Arkansas hereby _____ the above application for building permits.

Remarks: _____

Permit No. _____ Building Inspector: _____

City of Pottsville
Planning and
Zoning

Residential Building Permit Approval Check List Form:

- ☐ Is the building/dwelling Residential?
- ☐ Is the property properly zoned for the requested building/dwelling?
- ☐ Is there a building plan attached?
- ☐ Is the building/dwelling within the required setbacks and placement requirements?
- ☐ If required, is a Current Valid Perk Test and septic system plan attached?
- ☐ Is there a building permit application filled out and paid for?

Water Service Checklist

Property Address: _____

Inside City _____ Outside City _____

Septic _____ Sewer _____ (If the property is on Septic Tank must provide copy of perc test if under 10 acres)

The following questions must be completed by Johnny Hart or other authorized personnel from the Water & Sewer Dept before construction begins.

Jobs required to provide water (and or) sewer to the property above

Water Tap _____

Bore _____ (this is subcontracted with Navigated Construction)

Sewer Tap _____

Other special conditions/requirements or other fees:

Supervisor Signature: _____

You will need to complete the service application to set up your account for billing. Contact Kristi Bell 479-968-3029 for more information about billing or you can visit www.cityofpottsville.com to complete forms online. All fees for taps, bores etc. must be paid before work can be scheduled.

Johnny Hart/ Water & Sewer Dept Supervisor

Phone:479-747-7148/email: jhart@cityofpottsville.com

Mariah Jeffcoat/Code Enforcer/Inspector

Phone: 479-567-0874/email: mjeffcoat@cityofpottsville.com

Kristi Bell/Water Clerk

Phone: 479-968-3029/email: kbell@cityofpottsville.com

It is the responsibility of the contractor to place the inspection worksheets in a dry secure container on the jobsite where it is accessible to the inspector.

Required Inspections:

1. Footing
2. Slab
3. Plumbing Rough In and Top Out
4. Framing
5. Electrical Rough In and Green Tag
6. HVAC Rough in and Final
7. Certificate of Occupancy Overall Final

Planning and Zoning Members

John Schaeffer-johnschaeffer@thegraniteshop.org

Robbie Sims-robby.sims@suddenlinkmail.com

Steve Williamson-williamsonc@suddenlink.net

Chris Young- xxhueyxx@live.com

Bryan Ketchum- ketchumbryan@yahoo.com

Fire Chief:

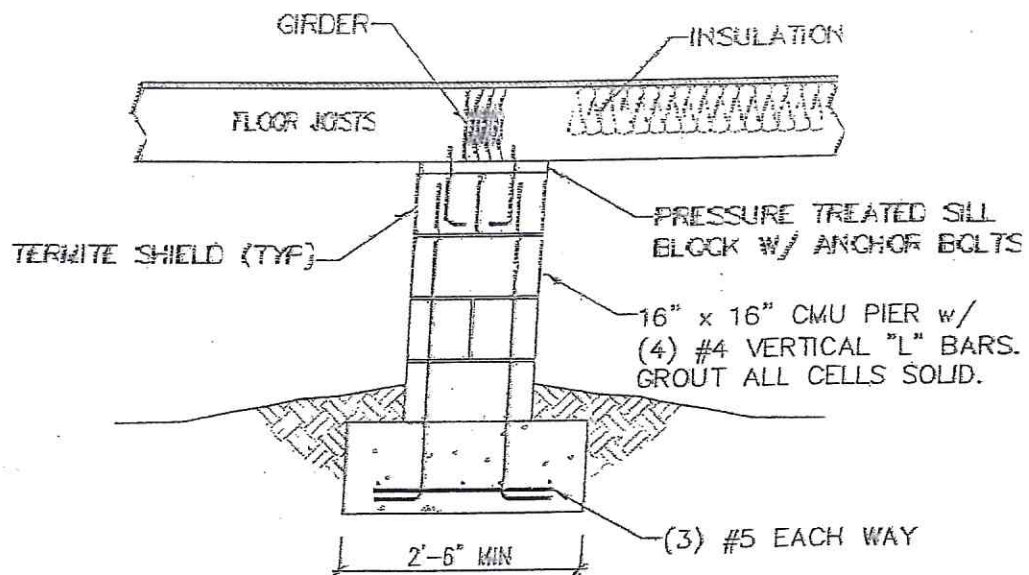
Brad Judkins-pfd300@yahoo.com

Code Enforcement/Inspector:

Mariah Jeffcoat-mjeffcoat@cityofpottsville.com

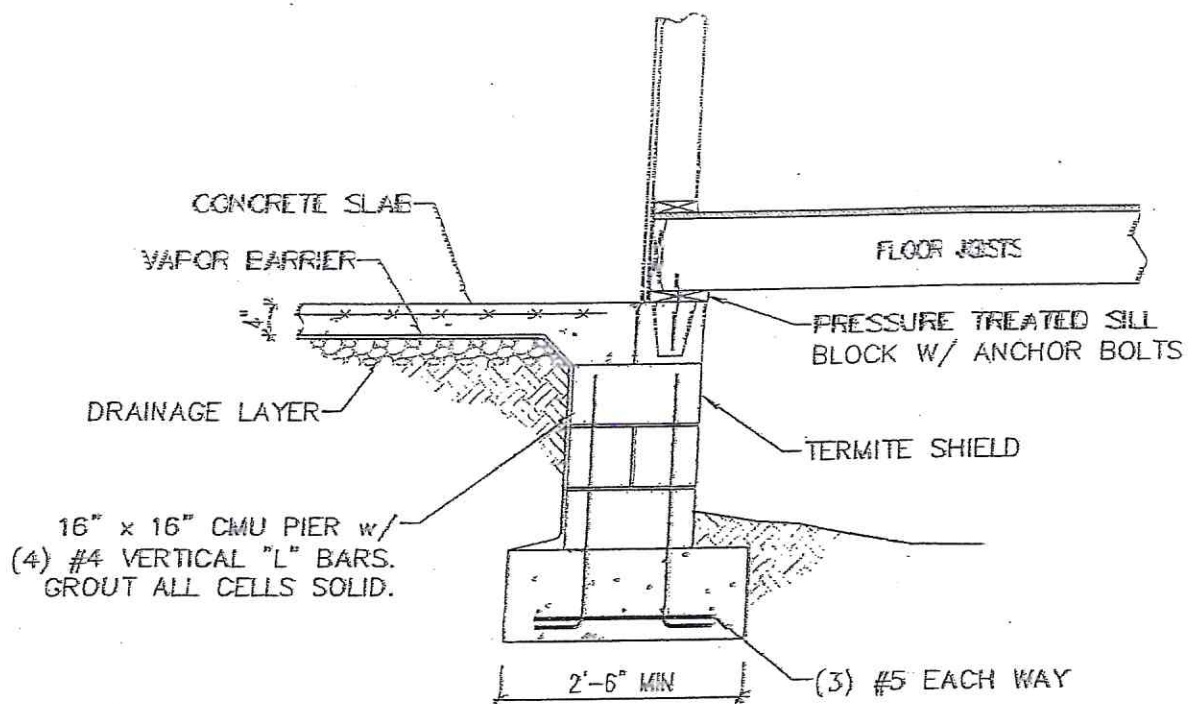
General Foundation Notes

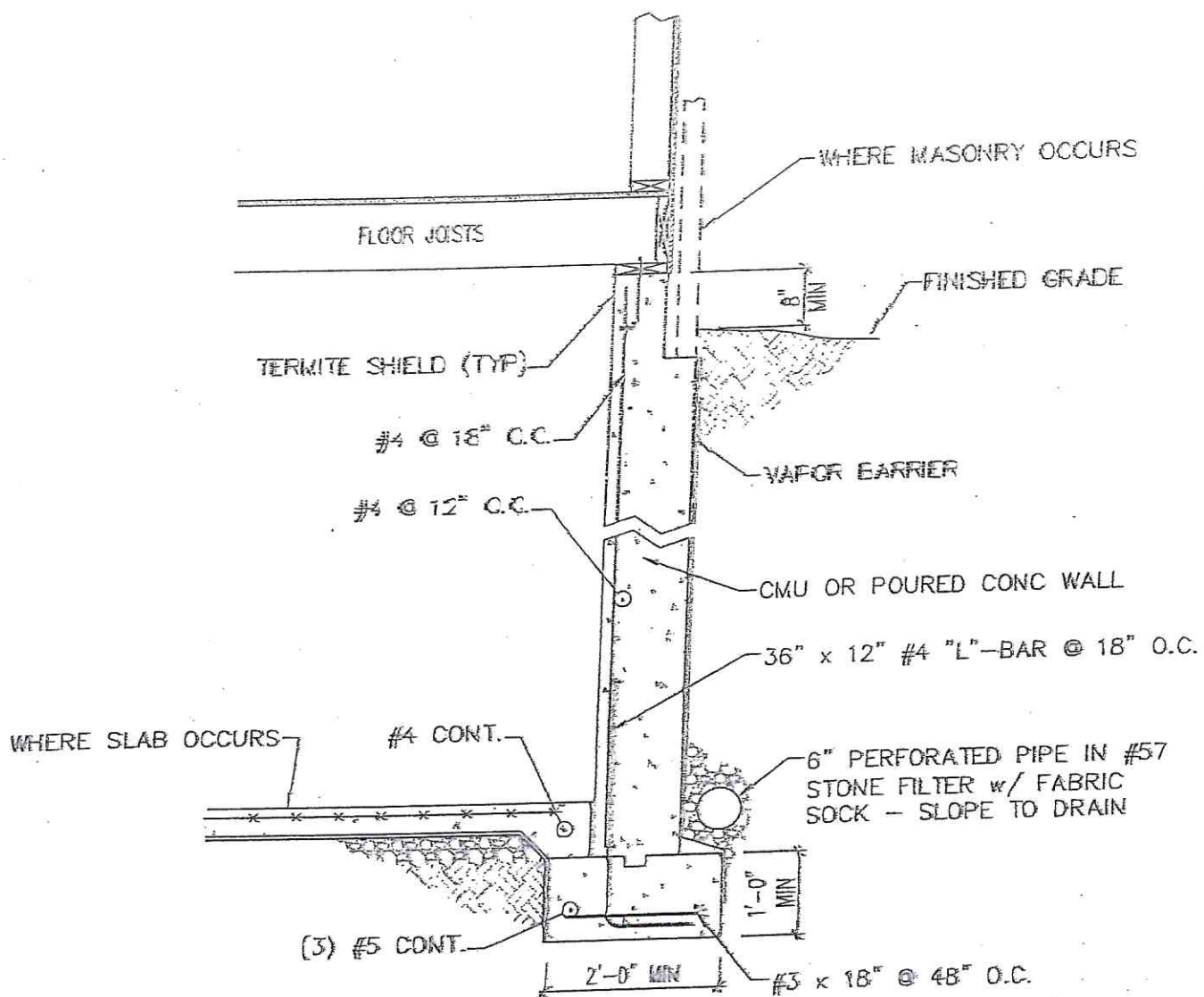
1. Foundation design is based on a minimum 1500 PSI soil bearing capacity on non-expansive material. The contractor shall verify conditions and notify the engineer for foundation redesign if conditions do not comply.
2. Prior to foundations being started vegetation shall be removed and the building area shall be stripped to a depth of 6 inches and top soil stockpiled for landscaping use. The building pad shall be proof rolled and any unstable areas shall be placed in loose lifts not to exceed 8" and compacted to a density of not less than 95% standard proctor.
3. Unless noted otherwise interior concrete shall be 4" thick 3,000 PSI at 28 days reinforced with 6x6 W1.4xW1.4 wire reinforced at mid depth of slab.
4. Unless noted otherwise, exterior concrete shall be 4" thick 3,500 PSI at 28 days with 5% air entrainment and reinforced with 6x6 W1.4xW1.4 wire reinforcing at mid depth of slab.
5. Unless noted otherwise, all concrete footing shall be 4,000 PSI at 28 days.
6. Provide a minimum of 4" compacted glandular fill below all slabs on grade.
7. Reinforcing steel bars to be minimum #4 and shall have a yield strength (fy) of not less than 60,000 PSI (60 KSI). Arrangement and bending of reinforcing steel shall be in accordance with the latest edition of the ACI detailing manual.
8. Lap reinforcement members a minimum of 40 bar diameters.
9. Provide a minimum concrete cover of 3" over reinforcing bars.
10. Provide corner bars at all corners, intersections of footings, and walls. Use same bar size as continuous reinforcing. Provide (1) #4 3'-0" long at each block out corner. Place reinforcing at mid depth of concrete.
11. All continuous footing shall be centered under walls unless noted otherwise.
12. Refer to architectural plans and specifications for concrete slab finish requirements, non-slip shake on additives, and floor hardeners and/or sealers.
13. Refer to mechanical, electrical, and plumbing plans for locations of floor drains, depressed slab areas and conduit and piping runs.
14. A copper ground rod is required and needs to be strapped to the reinforcing and come up horizontally.



Pier Detail

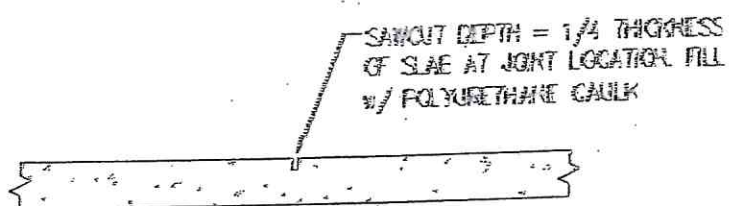
02



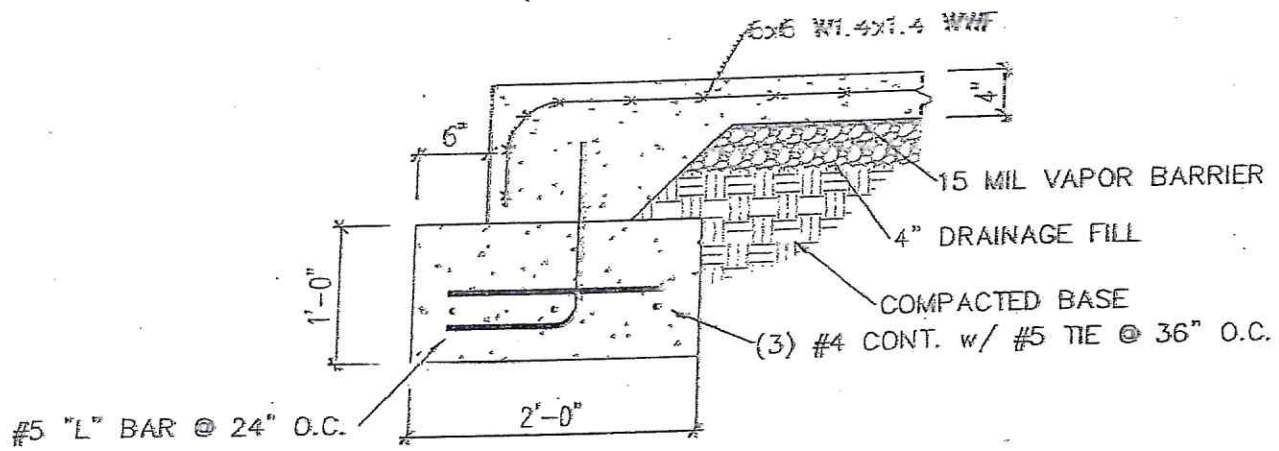


Foundation Wall

04

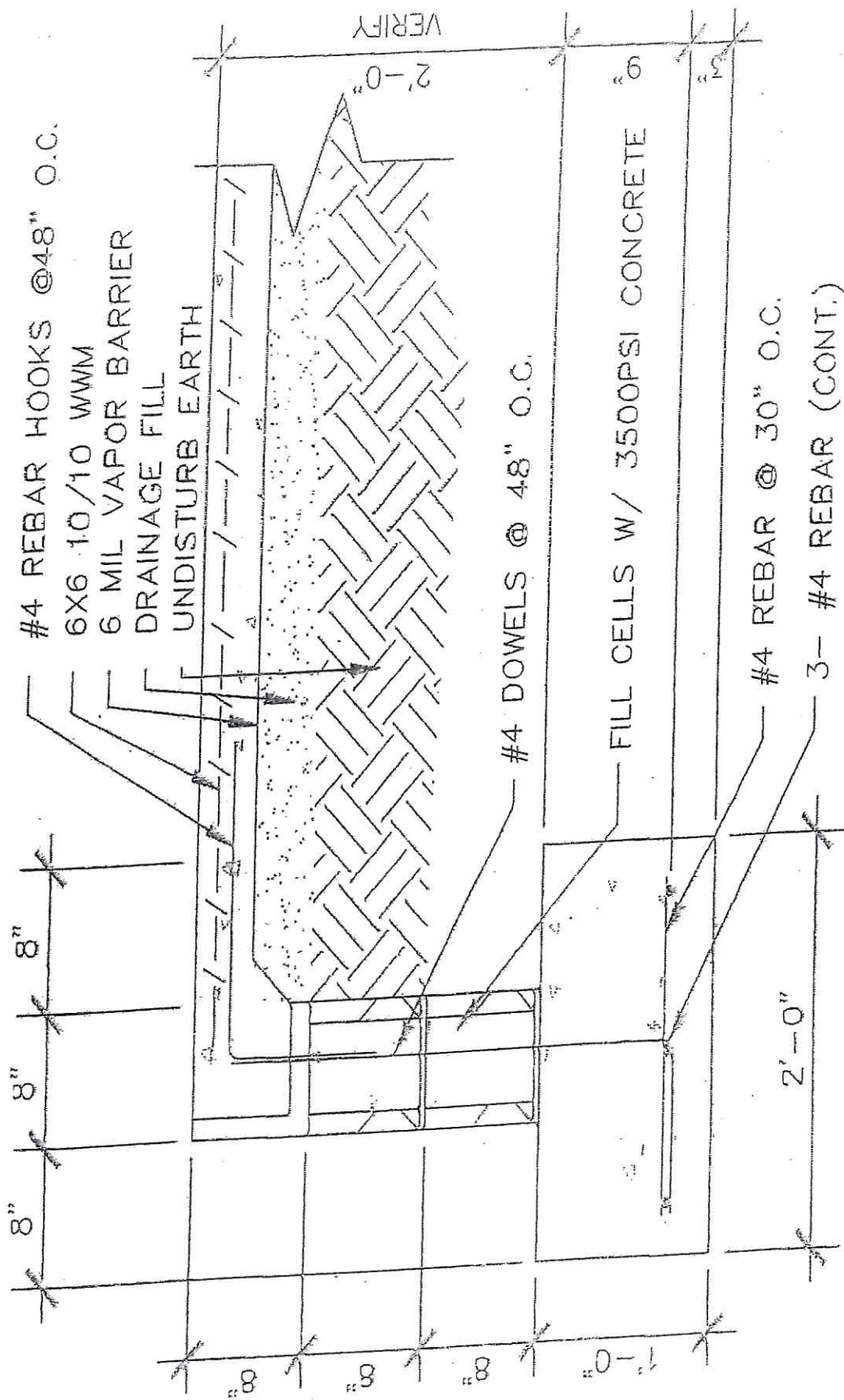


NOTE:
SAWCUTS ARE TO BE MADE AS SOON AS POSSIBLE
AFTER INITIAL SET WHEN CUTS CAN BE MADE WITHOUT
REVEALING SLAB SURFACE, BUT NO LATER THAN 24
HOURS AFTER PLACEMENT.



Slab Edge

06



FOOTING DETAIL "B"

173 E. Ash Street

City of Pottsville

Phone (479) 968-3029

Pottsville, AR 72858

Fax (479) 890-3570

I hereby sign and agree that all work will be done in accordance to the Building Code and The City of Pottsville. I have read pages 1-7 on this packet and agree to do all work according to plans and specifications of this packet.

Sign:

Date: